


3/4" INLINE WATER FILTER

- Easy to install, remove & clean
- Maximum water pressure: 120 psi

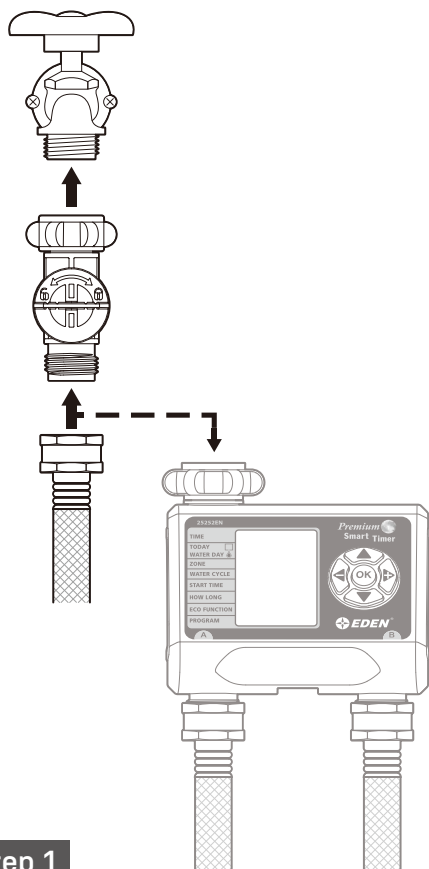
- Fits most 3/4" hose & pipe connections (including water timers)



This unique water filtration device reduces sediment that's clogging watering accessories. Easy to clean filtration meshes with just water. No more wasted time cleaning accessories extending the life of your watering tools.



Installation




Step 1

- Simply connect knob end to water faucet or water supply. Connect a garden hose or water timer to the outlet end of the filter.

WARNING:

Intended for outdoor use only. This is not a toy. Severe electrical shock could result if water is sprayed into outlets or sources of electrical current. Do not use water more than 115°F (46°C). Do not use when the ambient air temperature is less than 40°F (4.5°C). When not in use, drain and store indoors away from freezing temperatures.

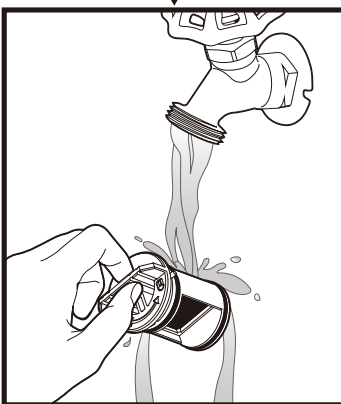
WARNING: This product can expose you to chemicals including styrene, which is known to the State of California to cause cancer. For more information go to www.P65Warnings.ca.gov.



Step 2

Inspect the filter:

- Turn the red handle counter-clockwise until the filter ejects.



Step 3

- Rinse under cold water. Do not use brush or other tools to remove sediment to avoid damage.

Step 4

- Reinsert filter by turning clockwise until it stops. *(foolproof realignment to proper position)*

QUESTIONS? CONCERNS?

We're here to help!

Contact our reliable, US-based Customer Service

support@edengarden.com

1+ 866-521-7718

