

MINI MISTING TOWER KIT



Fully articulated spray heads



Bonus: Replacement misting nozzle caps and atomizer pins included (set of two)

Quick Connect Adapter fits all standard garden hoses




Features & Benefits

- Each misting nozzle features dual 360-degree angle adjustments to water in any direction
- Rubberized grip for comfort while changing the spray angle without straining the hand
- Easy to move and place anywhere in the yard
- Height extends from 5" to 30" with 6 stackable risers
- Flow-through base allows unit-to-unit connections so additional sprinklers can be added for expanded coverage
- No tools required to assemble! Hand tighten only

Bonus: replacement nozzle caps (x2) and atomizer pins (x2) included in case of lost parts during installation or maintenance


Basic Set-Up




Simply attach the riser to the H shaped base
(Do not overtighten)



Add additional risers for desired height



Attach the misting head to the top riser



Adjust the position of each nozzle using the dual 360-degree angle adjustments



Simply connect the hose to the sprinkler

Set-Up with Quick Connect

Follow steps 1-4 from the Basic Set-Up. Then, connect the product adapter to the base of the Misting Tower. Attach the lockable quick connect to the end of the hose and simply snap in the hose to the Misting Tower.



To extend, simply remove the end cap and attach another hose and connect another Misting Tower.



Cleaning and Maintenance

If you are not using a water filter and the Misting Tower has low water pressure, you may need to clean the misting nozzles. To clean, simply use your hand to unscrew the red nozzle caps. Carefully rinse all parts with a gentle water flow. Be mindful of all parts when cleaning. Cleaning should be done on a workbench to prevent losing parts.

⚠ CAUTION ⚠

- For outdoor use with cold water only
- Do not spray near electrical connections
- When not in use, rinse the tool with water to remove most of the dirt, dry your tool, and store indoors

This product can expose you to chemicals including styrene, which is known to the State of California to cause cancer.
For more information go to www.P65Warnings.ca.gov

The Quick Connect Adapter (2 pcs) and Hose Connector with Water Stop (1 pc) simplify your watering experience. Simply attach the connector at the end of your hose. Then, connect the adapters to your watering tools. Interchange various tools in a snap without turning off the water as the adapter will stop the water flow. No more kinking or hose twisting as the adapter allows the hose to swivel 360 degrees.

