

MINI OSCILLATING SPRINKLER with HEAVYWEIGHT BASE

Spraying width tabs (2)-
control the width of the
watering area

16 Spray nozzles for even watering

Spraying range tabs (2)-
control the length of the
watering area



Added replacement filter

Water flow control knob-
adjusts overall watering area

360° rotating head controls spray direction

Hose end connector with
added filter to prevent water
sediment and dirt from
reaching sprinkler

Wide "H" shape platform
design with added weight
for more stability

**Quick Connect Starter Set
fits all standard garden hoses
and watering tools**



Assembly

Simply attach the sprinkler head to the top of the base.
Hold the bottom of the sprinkler head and base of the
sprinkler to tighten by hand (do not overtighten).



Connect the Hose

Use the Quick Connect System to easily connect and
disconnect the sprinkler from the hose. Connect the
Product Adapter to the base of the sprinkler. Attach the
lockable Quick Connect to the end of the hose, then
simply snap in the hose to the sprinkler to begin using.

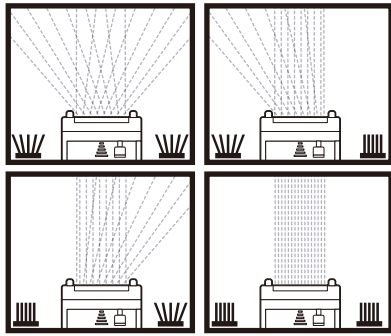
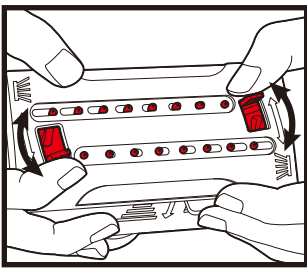
Use the additional included Product Adapter for your
nozzles, wands, or other watering tools to switch
between tools, even with the water running.

Note: If you are not using the Quick Connect System,
simply connect the sprinkler directly to the hose.



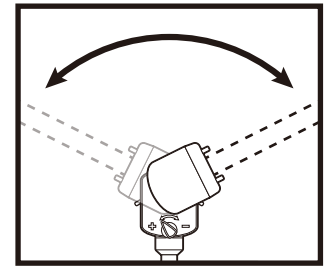
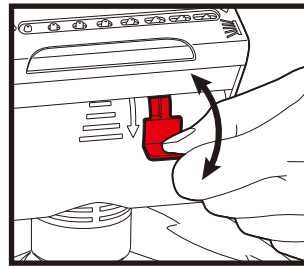

LOCK
6 ↔ 6
+
**WATER
STOP**






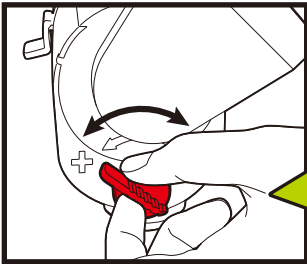

Width Control

Sliding tabs control the width.
(up to 43ft (13m))




Range Control

Push down tabs control the length.
(up to 26.24 ft (8 m))



Water Flow Control

Allows adjustment of overall watering area



360° Rotation Adjustment

Allow simple incremental angle adjustments without moving the sprinkler and hose

⚠ CAUTION ⚠

- For outdoor use with cold water only
- Do not spray near electrical connections
- When not in use, rinse the tool with water to remove most of the dirt, dry your tool, and store indoors

⚠ WARNING: This product can expose you to chemicals including styrene, which is known to the State of California to cause cancer. For more information go to www.P65Warnings.ca.gov.

The Quick Connect Adapter (2 pcs) and Hose Connector with Water Stop (1 pc) simplify your watering experience. Simply attach the connector at the end of your hose. Then, connect the adapters to your watering tools. Interchange various tools in a snap without turning off the water as the adapter will stop the water flow. No more kinking or hose twisting as the adapter allows the hose to swivel 360 degrees.

