

# 4-WAY ADJUSTABLE MINI OSCILLATING SPRINKLER WITH TELESCOPING TRIPOD

Tripod length  
63.7"  
(162cm)

Width Control Tabs (2) control the width of the watering area

20 clog-resistant spray nozzles for even watering


Range Control Tabs (2) control the length of the watering area

360° adjustable radius neck controls spray direction

Water flow control knob adjusts the overall watering area

## Step 1

Place the tripod in the area where you want to water. Open the latches to release the legs. Push down on the tripod legs until the legs are well seated in the ground.



## Step 2

Attach the Extension Tube to the tripod, then connect the sprinkler head to the top of the Tripod or Extension Tube (do not overtighten).

Perfect for watering lawns and gardens



Agricultural



Horticultural



Vegetables



Fruits



Lawn




Garden

## Step 3

Use the Quick Connect with Shut Off Valve allows you to easily shut off the water and swap tools without having to return to the faucet – saving time and water. Attach the lockable Quick Connect to the end of the hose, then simply snap in the hose to the tripod to begin using.

Note: If you are not using the Quick Connect System, simply connect the sprinkler directly to the hose.



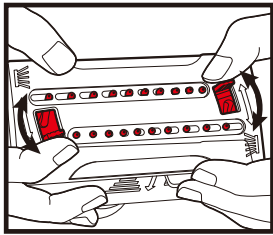
Quick Connect Starter Set with Shut Off Valve fits standard garden hoses and watering tools



43.7"  
(111cm)

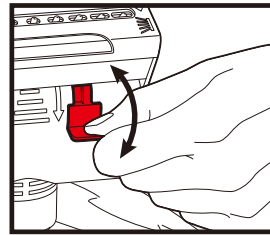


18.7"  
(47.5cm)

Filter prevents sediments and dirt from getting into sprinkler



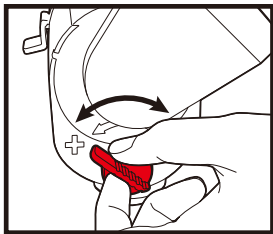
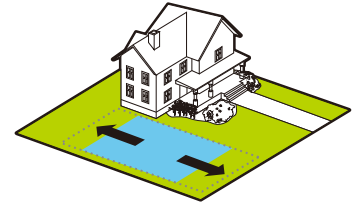
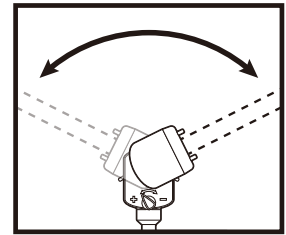
### Width Control Tabs

Width control tabs  
the width  
(up to 59ft. (18m))




### Range Control Tabs

Range control tabs  
control the length  
(up to 36.1ft.(11m))



### Water Flow Control

Allows adjustment of  
overall watering area.



### 360° Rotation Adjustment

Allow simple incremental angle  
adjustments without moving the  
sprinkler and hose.



## WARNING:

*Intended for outdoor agricultural or horticultural use only. This is not a toy. Severe electrical shock could result if water is sprayed into outlets or sources of electrical current. Do not use water more than 115°F (46°C). Do not use when the ambient air temperature is less than 40°F (4.5°C). When not in use, drain and store indoors away from freezing temperatures.*

**⚠ WARNING:** This product can expose you to chemicals including styrene which is known to the State of California to cause cancer. For more information go to [www.P65Warnings.ca.gov](http://www.P65Warnings.ca.gov).

The Quick Connect Adapter (2 pcs) and Hose Connector with Water Stop (1 pc) simplify your watering experience. Simply attach the connector at the end of your hose. Then, connect the adapters to your watering tools. Interchange various tools in a snap without turning off the water as the adapter will stop the water flow. No more kinking or hose twisting as the adapter allows the hose to swivel 360 degrees.

QUESTIONS? CONCERNS?

**We're here to help!**

Contact our  
reliable, US-based  
Customer Service

[support@edengarden.com](mailto:support@edengarden.com)

1+ 866-521-7718

