

MINI OSCILLATING SPRINKLER with HEAVYWEIGHT BASE



Perfect for watering lawns and gardens



Agricultural



Horticultural



Vegetables



Fruits



Lawn



Garden

Assembly

Simply attach the sprinkler head to the top of the base. Hold the bottom of the sprinkler head and base of the sprinkler to tighten by hand (do not overtighten).



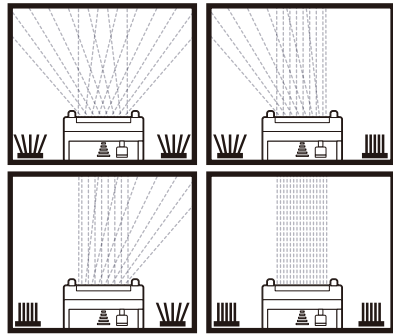
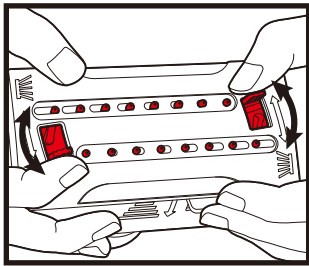
Connect the Hose

Use the Quick Connect System to easily connect and disconnect the sprinkler from the hose. Connect the Product Adapter to the base of the sprinkler. Attach the lockable Quick Connect to the end of the hose, then simply snap in the hose to the sprinkler to begin using.

Use the additional included Product Adapter for your nozzles, wands, or other watering tools to switch between tools, even with the water running.

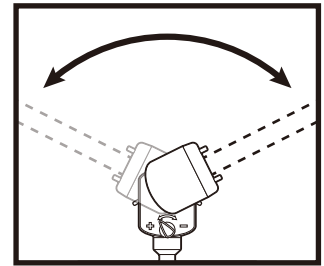
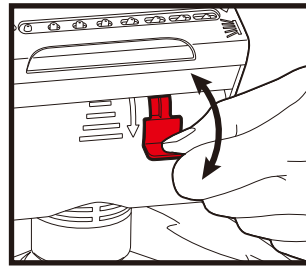

Note: If you are not using the Quick Connect System, simply connect the sprinkler directly to the hose.





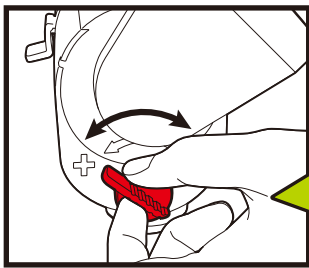

Width Control Tabs

Sliding tabs control the width.
(up to 43ft (13m))




Range Control Tabs

Push down tabs control the length.
(up to 26.2 ft (8 m))



Water Flow Control

Allows adjustment of overall watering area



360° Rotation Adjustment

Allow simple incremental angle adjustments without moving the sprinkler and hose



WARNING:

Intended for outdoor agricultural or horticultural use only. This is not a toy. Severe electrical shock could result if water is sprayed into outlets or sources of electrical current. Do not use water more than 115°F (46°C). Do not use when the ambient air temperature is less than 40°F (4.5°C). When not in use, drain and store indoors away from freezing temperatures.

WARNING: This product can expose you to chemicals including styrene, which is known to the State of California to cause cancer. For more information go to www.P65Warnings.ca.gov.

QUESTIONS? CONCERNS?



We're here to help!

Contact our
reliable, US-based
Customer Service

support@edengarden.com

1+ 866-521-7718

The Quick Connect Adapter (2 pcs) and Hose Connector with Water Stop (1 pc) simplify your watering experience. Simply attach the connector at the end of your hose. Then, connect the adapters to your watering tools. Interchange various tools in a snap without turning off the water as the adapter will stop the water flow. No more kinking or hose twisting as the adapter allows the hose to swivel 360 degrees.

