


# 1/2 INCH ZINC FLOW-THRU LAWN SPRINKLER SPIKE BASE (3 PACK)



Shut off valve / flow control to easily shut off water and swap tools without returning to the faucet


1/2 inch female thread – Connect any EDEN sprinkler head 16028EDAMZ, 16030EDAMZ, 16039EDAMZ, or any other 1/2 inch male threaded sprinklers.


Flow-through design to connect units in a series

Filter washer blocks sediment and dirt from getting into sprinkler

Robust, zinc construction made to last

Mobile spikes – easily placed into the soil

**3x** 

**3x** 

**INCLUDES : 3x Flow control extension adapters**  
**3x 1/2 Inch Flow-Through Metal Spikes**

## Assembly:

**Note:** If you are not using the Flow Control Extension Adapter, simply connect the sprinkler directly to the spike.

Connect the flow control adapter to the flow-through spike



Connect to any 1/2 inch water inlet sprinkler head (not included)



Attach to the hose



Insert into the ground



To extend, simply remove the end-cap and attach another hose and connect another sprinkler



Adjust the flow control



**⚠ CAUTION ⚠**

-For outdoor use with cold water only  
-When not in use, rinse the tool with water to remove most of the dirt, dry your tool, and store indoors

**⚠WARNING:** This product can expose you to chemicals including styrene, which is known to the State of California to cause cancer. For more information go to [www.P65Warnings.ca.gov](http://www.P65Warnings.ca.gov).