

9-Piece Garden Hose Repair Kit for 5/8 - 3/4 in. Threads



FEMALE END HOSE CONNECTOR

Connects to any faucet or
standard garden hose



MALE END HOSE CONNECTOR

Easily connects to your
watering tools and accessories

INCLUDES :

- 6× Female end hose connectors
- 3× Male end hose connectors

Fed up with clamp hose repairs or considering swapping out the ends of your garden hose? Enter the 9-Piece Garden Hose Repair Kit for 5/8 – 3/4 in. Threads, the ultimate fix for hassle-free repairs. The 9-piece set consists of three 3/4 in. male end hose connectors and six 3/4 in. female end hose connectors.

This DIY Garden Hose Repair kit suits most standard hose brands and makes fixing damaged connections easy – just cut the damaged part, slide in the hose, and you're set! Compatible with 1/2 in. or 5/8 in. hoses, no tools required except for scissors.

These connectors handle up to 300 PSI for efficient high-pressure water flow without leaks. Beyond hose repair, use the female connector with male watering tools like water timers. Or use the male connector with standard nozzles, sprinklers, or other watering tools. Crafted from durable ABS material, they're built to last and connect seamlessly to various watering tools, making gardening simpler and more efficient.

Features & Benefits:

- **9-Piece Set** - includes (3) 3/4" male end hose connectors, (6) 3/4" female end hose connectors, works with 1/2" or 5/8" hoses
- **Flexible & Universal Compatibility** - Connects to Eden sprinkler systems (Model# 97063, 98063, 97065, 96093) and is compatible with most other watering tools.
- **Simple Connections** - Easily connect your hose to the faucet. No tools required
- **Rugged Construction** - Made of strong ABS material to last season after season
- **Supports High-Pressure Water Flow** - Withstands up to 300 PSI ensuring efficient high-pressure water flow without any stream bottlenecking



97063-EDAMZ / 98063EDAMZ




97065EDAMZ

Works with all Eden sprinklers systems such as Flex Design Sprinkler (97063/98063) / Flex-Design Daisy Sprinkler Set (97065), Multi-Adjustable Spike Sprinkler with Extension Set (96093)


INSTALLATION:

Female end hose connector:

- 1 Remove the black ring from the Female End Connector and slide it over your hose. Then, push the hose into the Connector until it is fully inserted. Slide the black ring back to the Connector and tighten by hand (*do not overtighten*).




Connect the hose to the faucet or other hose connections.



Male end hose connector:

- 2 Follow the same steps to attach the Male End Connector.



- 3 The Male End Connector attaches to most watering tools or extends the reach of flow through sprinklers.



⚠ CAUTION ⚠

-For outdoor use with cold water only

⚠ WARNING: This product can expose you to chemicals including styrene, which is known to the State of California to cause cancer. For more information go to www.P65Warnings.ca.gov.